



INSTANT QUOTE PLATFORM GUIDE

OVERVIEW


Welcome to the 3DVinci Creations Instant Quote Platform - the fastest way to turn your ideas into professional 3D-printed parts.

- **Who is it for:** engineers, architects, 3D designers, manufacturers, and anyone who needs quality parts fast.
- **What you can do:** upload 3D files, get instant quotes, preview in a 3D viewer with printability checks, download quote PDFs, place orders, and track everything in one place.
- **Where we deliver:** mainly across the UAE, KSA and beyond upon special requests.

In this document you will learn how to use our platform and get your Instant Quote & Printability Analysis for your 3D models in seconds.

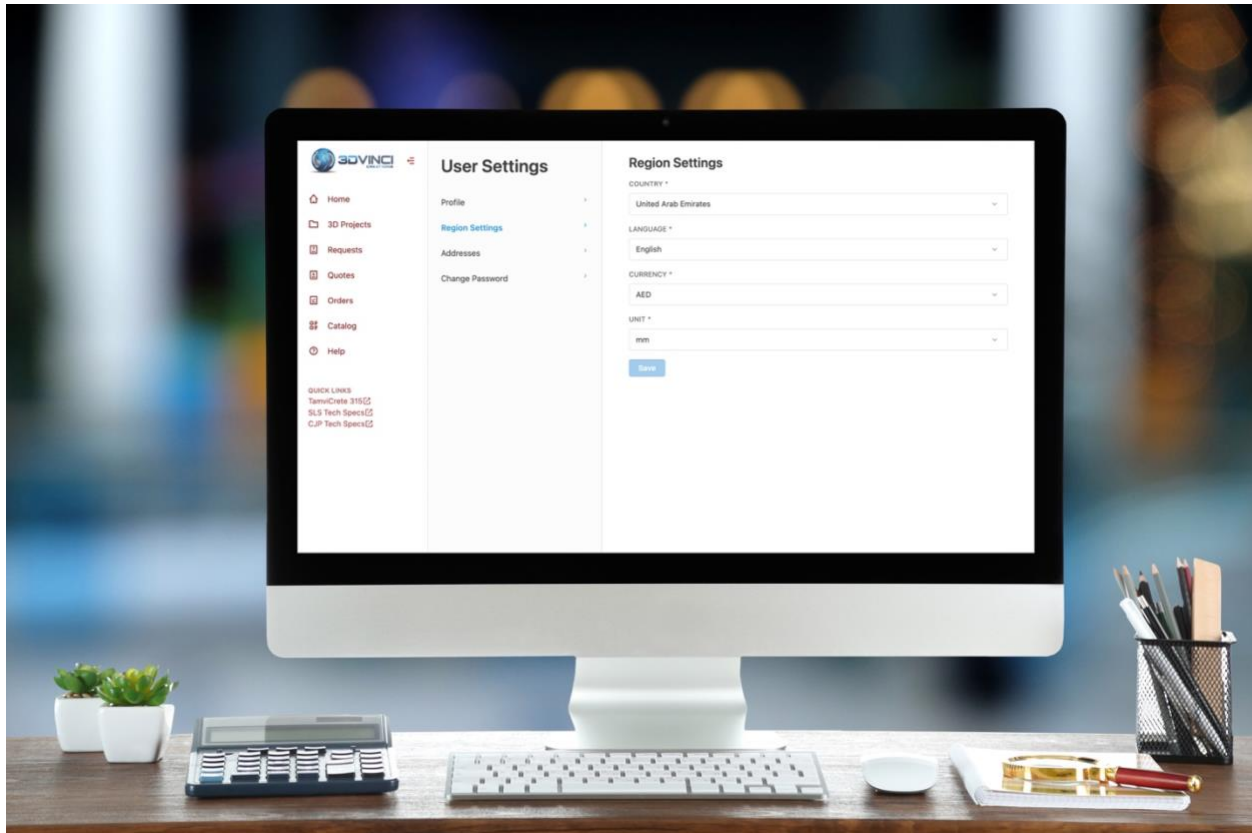
ABOUT US

3DVinci Creations provides large scale 3D Concrete Printing, on-demand fine-object binder jetting, design consulting, and professional training services to construction companies, government entities, educational institutions, R&D centers, engineers and architects throughout the UAE & Saudi Arabia, including Dubai, Abu Dhabi, Riyadh, Jeddah, and all major cities.



Account & Access

- **Register:** Create your **free account** in under a minute.
 - [SIGN UP FOR FREE](#)
 - *Tip: Use your company email to speed up approval and invoicing setup.*
- **Approval:** A 3DVinci Creations admin will confirm your registration. You'll receive a confirmation by email when your access is ready.
- **Login in:** Use your email + password to access your dashboard.
 - [LOGIN HERE](#)



Edit Profile

Once your account is approved, the first thing to do is complete your Profile & Address. This ensures accurate invoicing, smooth communication, and fast delivery.

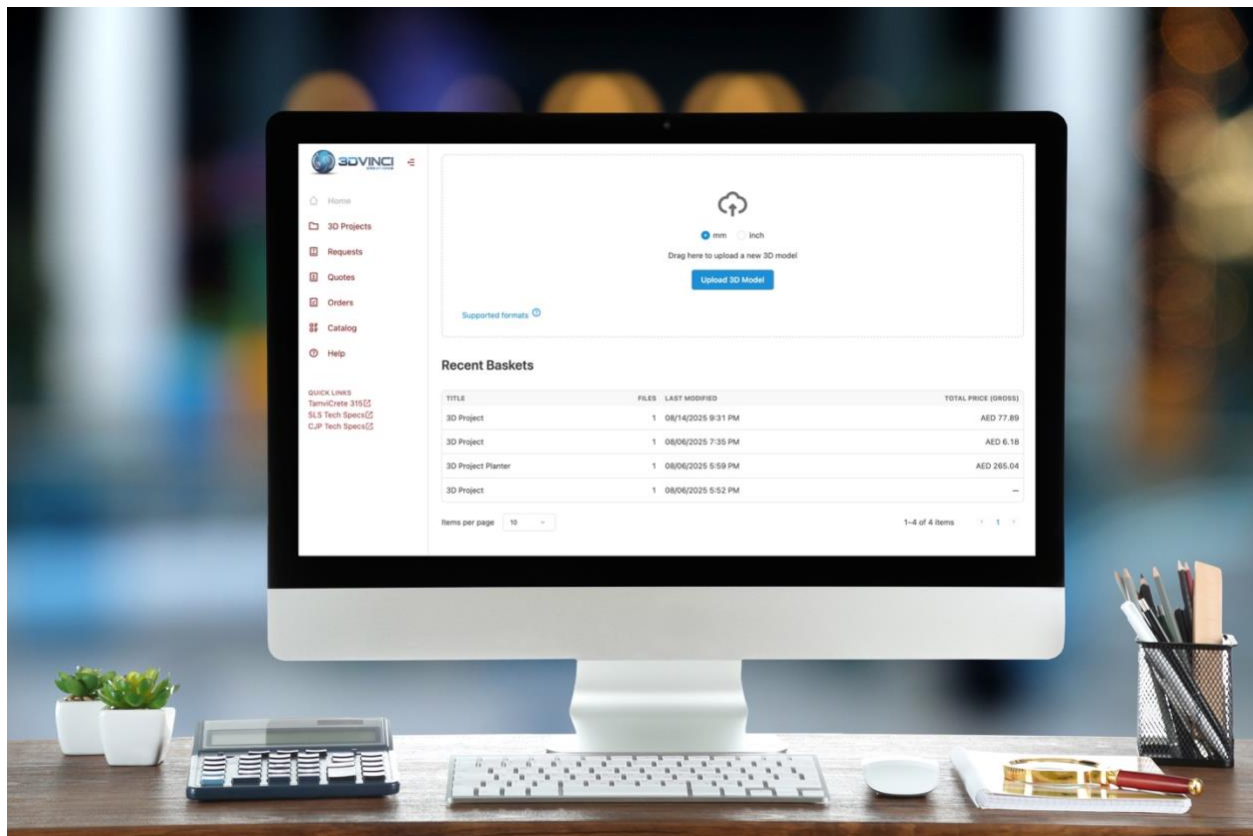
1. Open your Profile:
 - Click on your name or the profile icon in the bottom left corner of the platform.
 - Fill in your personal details:
 - Name, phone number, and company (if applicable).
2. Add your address:
 - Enter your full delivery address, including building name, street, city, and postal code.
 - Select your country from the dropdown (UAE or Saudi Arabia for regional delivery).
 - Save changes:
 - Click Save to update your profile.

Why it matters?

- Ensures quotes display the correct contact info.
- Speeds up order confirmation and shipping.
- Reduces the risk of delivery delays or misrouted shipments.

Tip:

If you plan to ship to multiple addresses (e.g., office and site), add and label them clearly in your profile for quick selection during checkout.



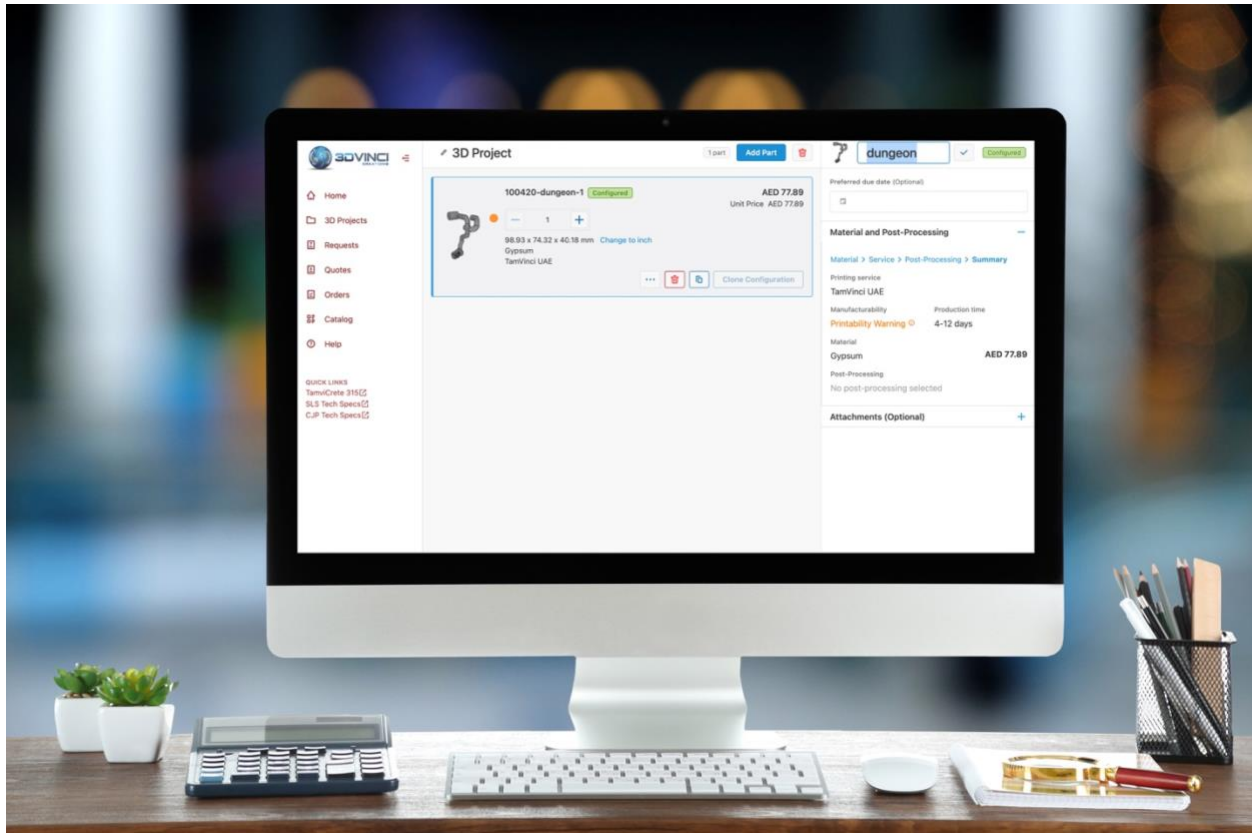
Upload Your Models & Parts

- Select your file(s) metrics (mm or inch)
 - **File formats:** Common formats like STL, STEP, OBJ, 3MF work well. Click the following link for a full list of [Supported Formats](#).
- Drag and drop your file(s), or click Upload 3D Model to browse.
- Once uploaded, your models appears in the Project List as Projects.

To add parts to your project, you can do that at any time by clicking on the Add Part button on the top right of the screen.

Good to know:

You can upload multiple parts under one quote to reach the minimum order value.



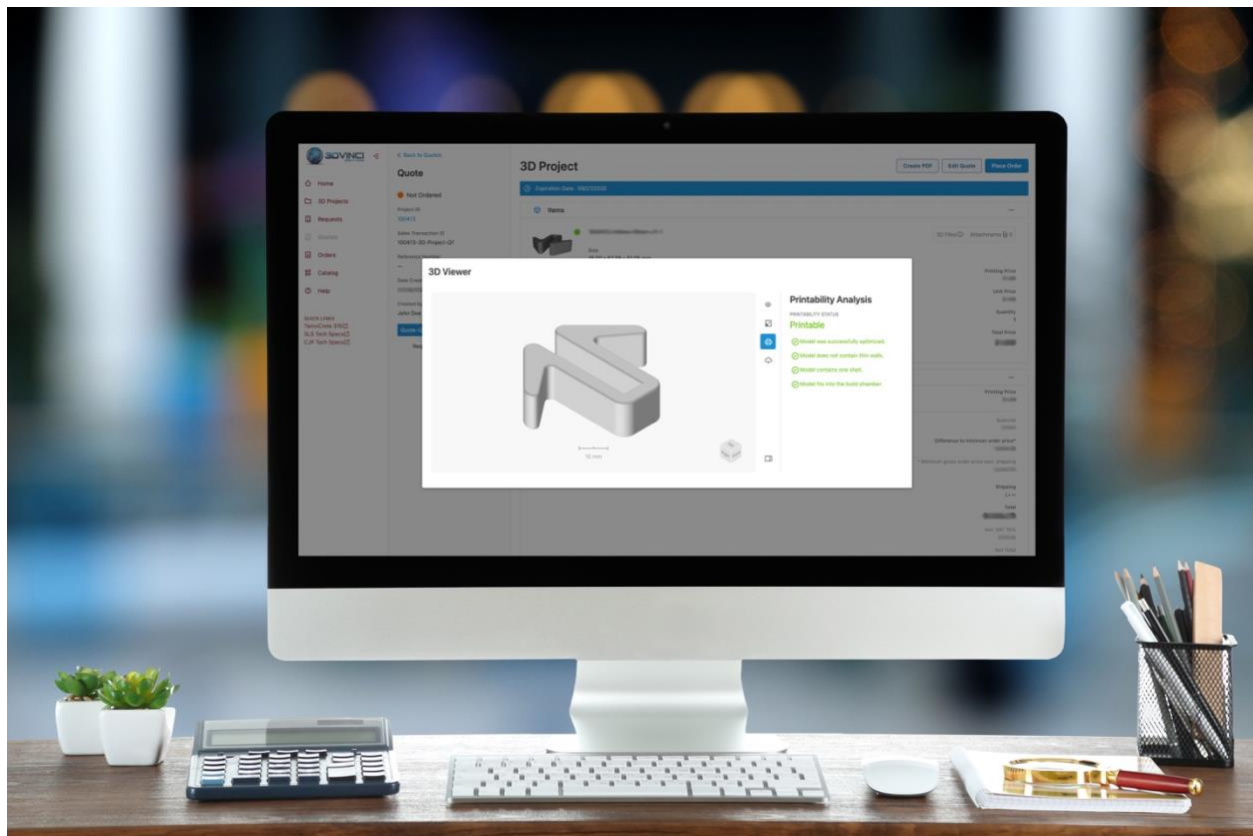
Edit & Manage Models

Our platform allows you to edit and manage your projects and 3D Models.

- **Naming your Models & Projects:** To change the name of your Projects, access your project then click on pencil icon next to the project name on the top left of the screen. To change the name of your Model, click on the pencil icon next to the Model name on the top right of the screen.
- **Clone, Delete and Download your Model:** Next to your 3D Model information, you will find these three useful tools to manage your Model.
- **Set a Project Due Date:** As an optional feature, you can set a due date for your models to keep track of your urgent, non-urgent projects.

Good to know:

After uploading your model, our platform will automatically optimize it for 3D Printing. You can choose to download your optimized version.

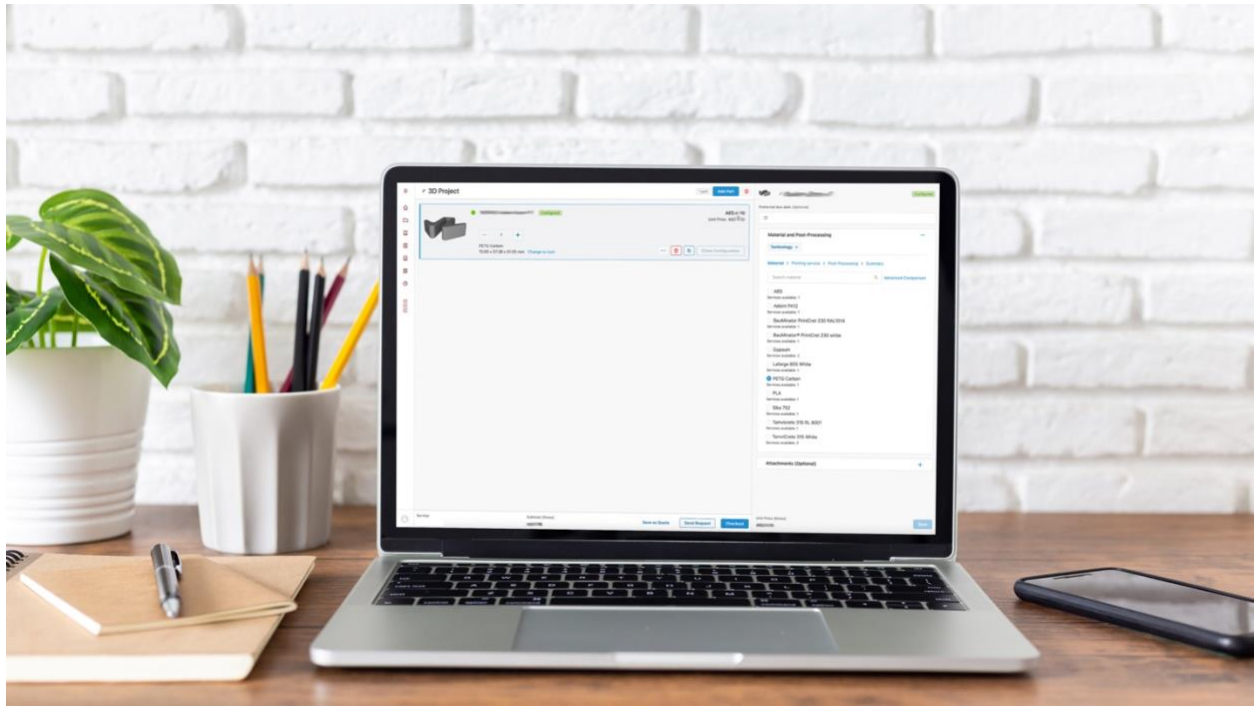


3D Viewer & Printability Check

To open our A.I. powered 3D Viewer, click on the image of your 3D Model. In the 3D Viewer you have of advanced features you can benefit from:

Perspective viewer: Interactively rotate, pan, and zoom to inspect your model.

- **Views Tool:** Allows you to view your Model in different viewing options: x-ray, wireframe, support structure, wall-thickness analysis, perspective view.
- **Parameters Tool:** Allows you to check the different parameters of your Model: Width, Height, Depth, Volume, Area, Box volume and Faces
- **Analysis Tool:** The system runs a printability analysis to detect common issues (e.g., thin walls, unsupported areas).
 - **Green check:** Good to go.
 - **Warnings:** Review notes and adjust your design or settings.
 - **Tip:** You can upload an updated file anytime; the quote updates instantly.
- **Download Tool:** Download your original file, useful if you are accessing our platform from different devices. Also, you can download the optimized version of your file that our A.I. automatically does once your upload any Model.



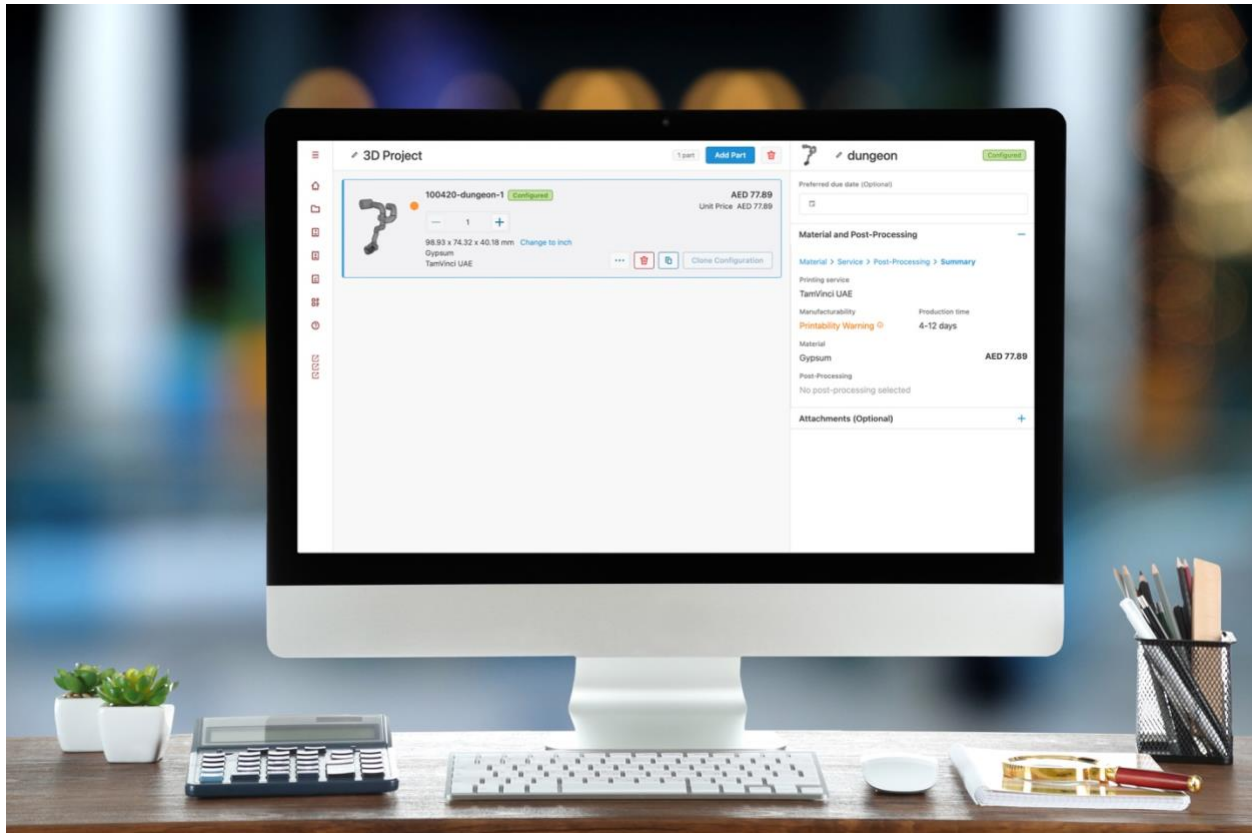
Materials, Processes & Settings

Choose your material and printing process to match your application—concept models, functional prototypes, or production parts.

- **Material selection:** Pick the option that balances strength, surface finish, and cost. For more details about our materials, [Contact Us](#).
- **Process selection:** Choose the process that fits your geometry and tolerances.
- **Finish & color (if available):** Select any finishing or color options presented.
- **Quantity:** Increase parts to compare price breaks.
- **Notes:** Add special requirements (e.g., keep orientation, label part with code, pack separately).

Tip:

- Try a few material/process combos to see how pricing and lead time change in real time.
- You can **add attachments** to your model such as technical sheets or any specific file and our team will check them before printing.



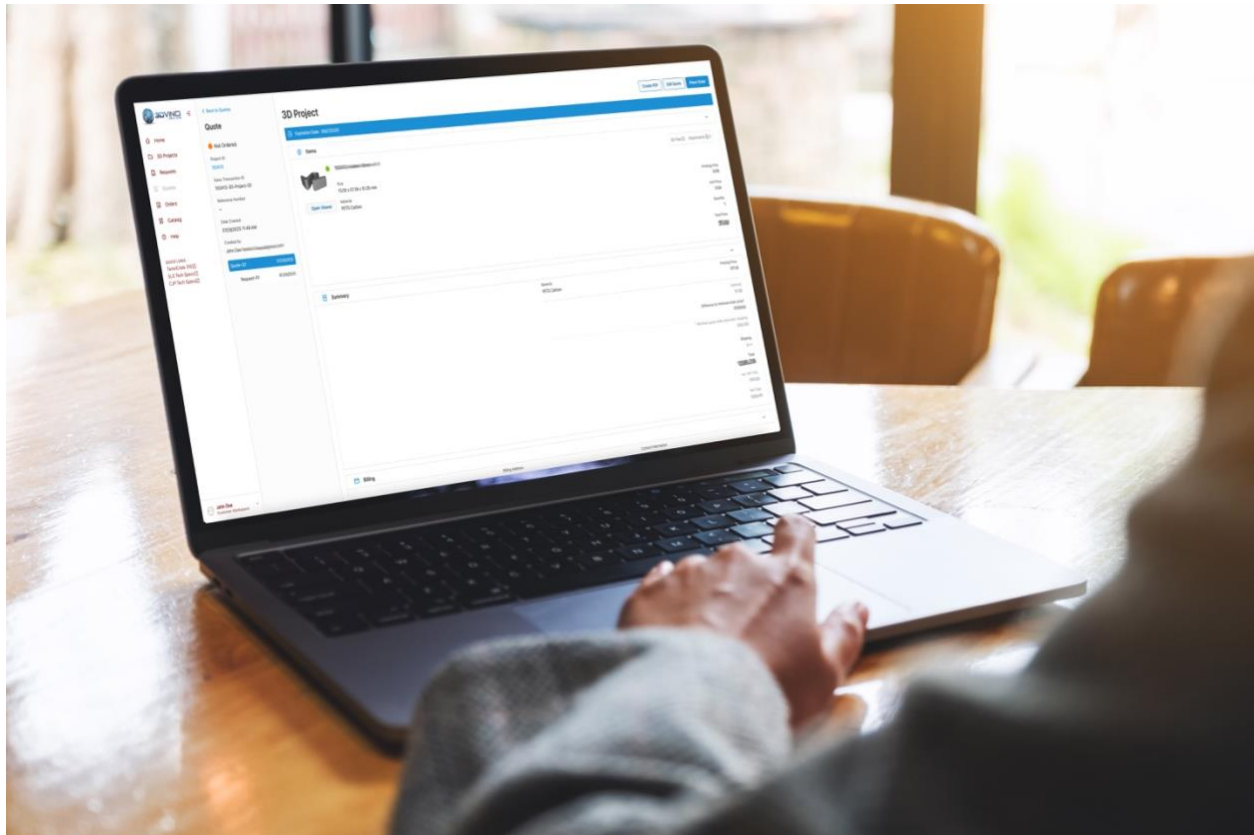
Instant Pricing & Price Factors

Your price updates instantly based on geometry, material, process, quantity, and finishing. What impacts price:

- Volume & bounding box of the part
- Material & process choice
- Quantity (batch pricing)
- Finishing options

Reminder:

You can combine parts in one order to meet the minimum order value.



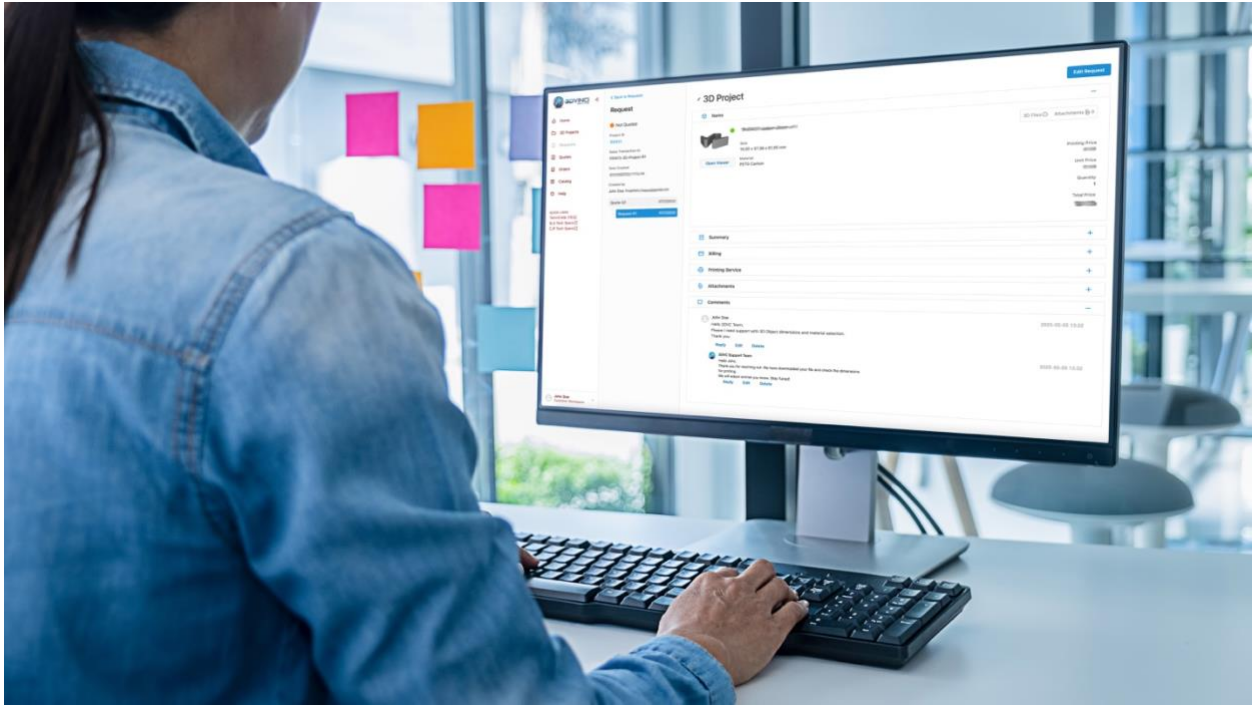
Create a New Quote

From your project view, once you have selected your materials and processes, the "Save as Quote" button will be available.

- You can find all your saved quotes in the Quotes section.
- You can name your quote (e.g., Riyadh-Facade-Prototype v1) so it's easy to find later.

Tip:

- Click Create New PDF to download your quote as a PDF file.
- You can create multiple quotes for variants and material comparisons.



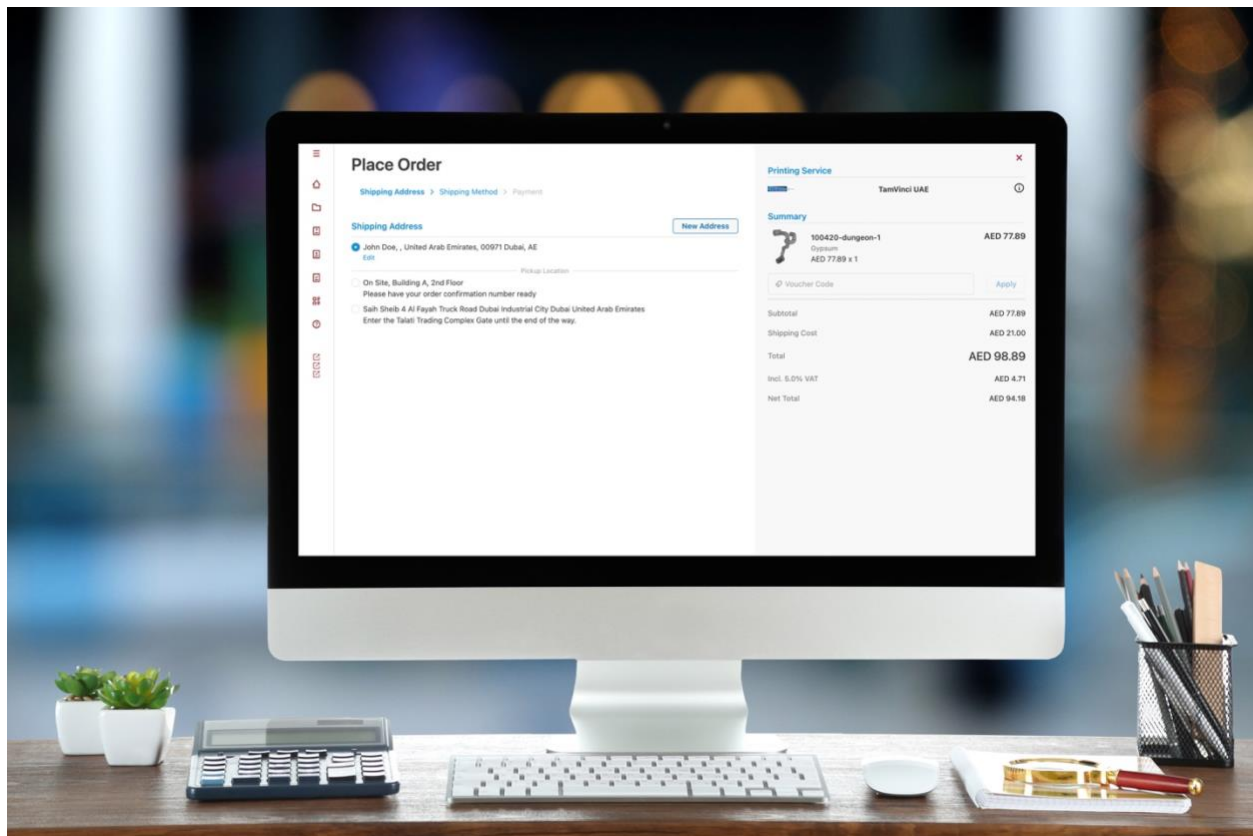
Support & Requests

Have a question or special requirement?

- Open a Support Request from your project view.
- You can create a support request for each Model by clicking on Create Request
- Your request will be in the form of a comment on the Model itself
- To track responses and resolution in one place, you can visit the Requests section from the left menu

Tip:

For urgent changes to an active order, submit your request and call us during our working hours to ensure we catch it in time.



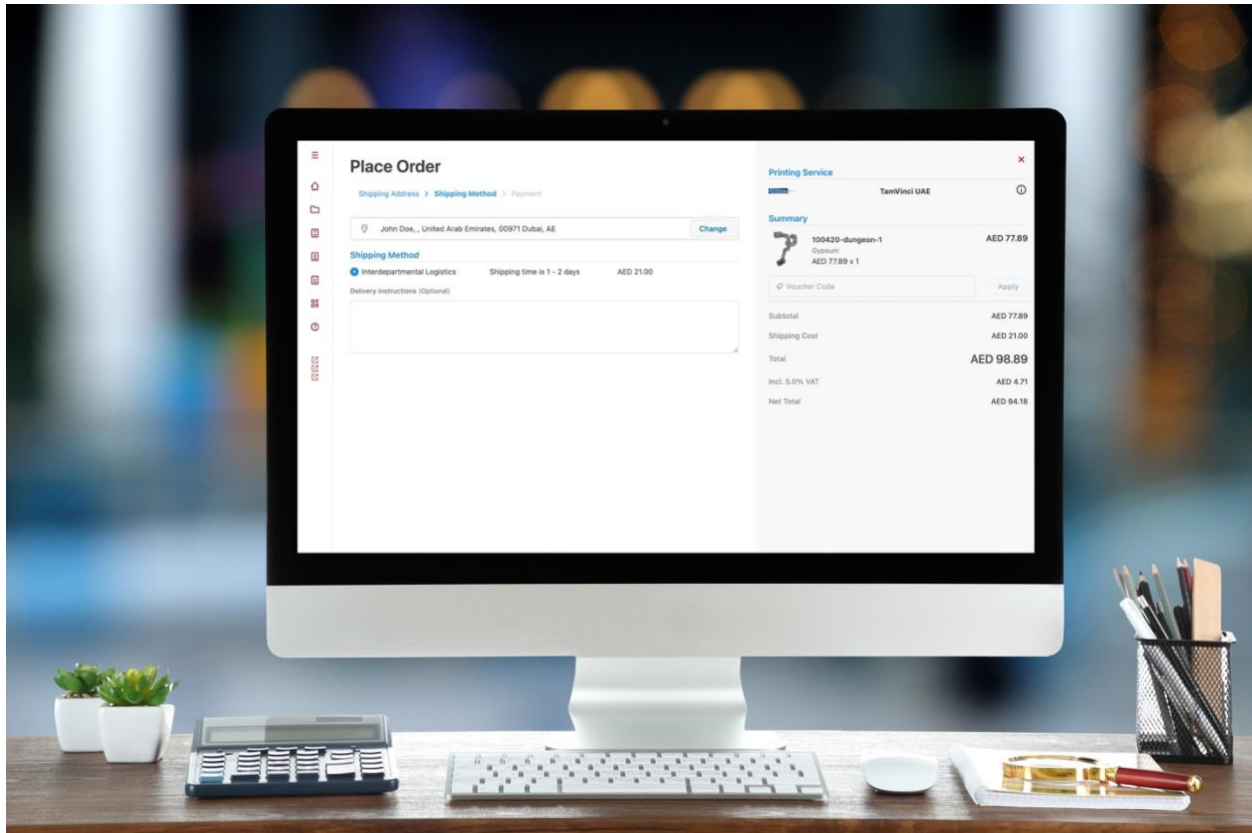
Place Your Order

Ready to print? Click Place Order from your Quotes view or click on Checkout button from the project view.

- **Minimum order value:** \$325 USD (or equivalent). Combine parts to reach the minimum.
- **Review:** Double-check materials, quantities, finishing, delivery address, and notes.
- **Confirm:** Submit your order and receive a confirmation email.

Note:

If you need help meeting the minimum, contact our support—we'll suggest smart ways to bundle parts.



Shipping & Tracking

We deliver across the UAE & Saudi Arabia: Dubai, Abu Dhabi, Sharjah, Riyadh, Jeddah, Dammam, and more.

Typical turnaround is a few business days depending on material, finishing, and queue. You'll see ETA updates in your dashboard.

- Your dashboard shows:
- Order status: in review → printing → finishing → shipped
- Tracking: live updates once dispatched
- History: past quotes and orders, downloadable as needed
- Rename, duplicate, and organize quotes/projects for easy comparison.